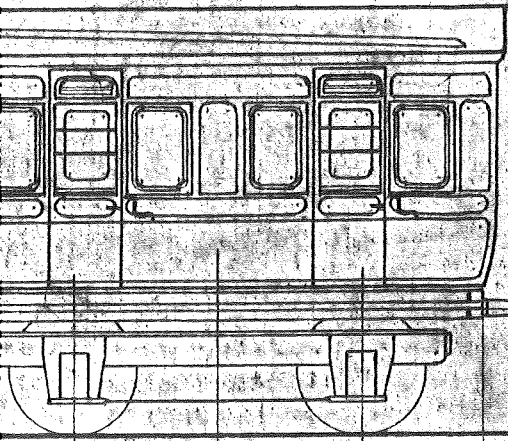
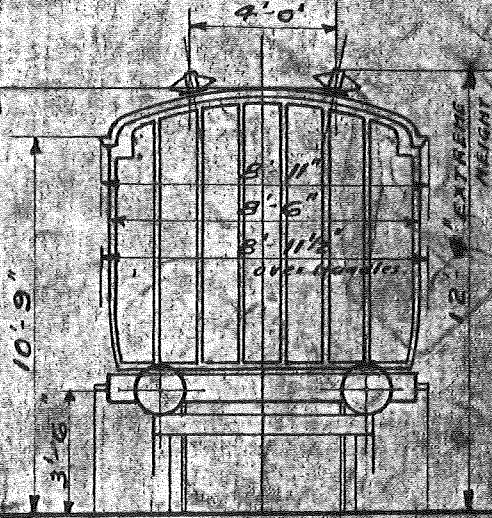


CODE: 120X9

DIAGRAM N° 3



11'-10 1/2" FROM RAIL TO TOP OF ROOF



10'-9"

3'-6"

12'-0" EXTREME HEIGHT

4'-0"

5'-11"
3'-6"
3'-11 1/2"
OVER DOOR


9'-0" EXTREME WIDTH

Late M.S.J. & A.
Carriage Nos

75, 77, 78, 79

New Carriage Nos:

636, 626, 623, 633



8'-0"



8'-6" WIDTH OVER BODY

7 First class Comp.: 42 seats

or 56 seats with armrests raised

7'-0" FIRST FIRST

8'-6"

Weight: 7 T. C. & A.

Electric light

Vacuum brake

DRAWING No. 7705 L.N.W.
WOLVERTON
14.10.04

O. FIRST CLASS CARRIAGE M.S. J. & A.
BUILT 1905. WOLVERTON.

